

Communication and language


Read the book or watch the video of 'Not a Box'
<https://www.youtube.com/watch?v=PMCKXaFsmCA>

Provide children with a box. Ask them to talk about what it could be. Could it be a boat, a rocket, a nest?




PSHE

Read the book or watch the video of 'You Choose.'
<https://www.youtube.com/watch?v=T14qMVCyEII>



Ask your child where would they like to go and why?



Art and Design

Can you find some boxes for your children to explore, Big, small, long and short boxes. Can you find any boxes with flaps or lids? Encourage your child to explore these freely, providing tape for them to join them together and drawing materials to decorate them. Do they enjoy exploring the boxes? What do they do with the boxes? They may want to climb, build or decorate them?



Physical Development

Can your child follow their way through a maze drawn on paper using their fingers, pencils and pens? Can they hold a pencil or pen correctly?



Maybe you could draw a large maze outside with chalk for them to explore.



Primary Home Learning
Spring 2 Week 2
Topic: 'Can we explore it?'

Understanding the World

Have you got any shoe boxes at home? Can you cut a hand-sized hole in the top of a number of shoeboxes and hide a variety of weird and wonderful things inside. You might want to try things like tapioca, frozen peas, marshmallows or mud. How do they feel about putting their hands in? Can they describe what each item feels like?




Literacy

Read the book or watch the video of 'The Snail and the Whale'.

<https://www.youtube.com/watch?v=EmMnaSkeKqQ>

Ask questions about the pictures and encourage them to comment on what they see. Offer items from the story in a sack or box to explore such as a shark toy, a whale, a snail, monkey, fish or tortoise – can they retell the story? Maybe you could find some pictures of the characters in a magazine or on the internet to print out? Can the children to create a book review using a thumbs up, thumbs down or thumbs in the middle approach or draw a smiley, sad or straight face for them to choose.



Maths

Use an egg box and some pom poms or small toys to do some counting. You could number each space to see if your child can recognise the numbers. Ask them to count out 3 and then put them in compartments 1, 2, and 3 – we use something called Numicon in school which encourages children to see the 'shape' of 3 items and recognise it straight away so this is what you are trying to encourage. This is numicon below.

