




<p>Home skills</p>	<p>Baking – Pancakes https://www.bbcgoodfood.com/recipes/easy-pancakes</p> <p>What do you like to have on your pancakes? Bananas and chocolate spread, Strawberries and ice-cream?</p>	<p>Washing the car – Can you help your parents wash their car. You will need a bucket, a sponge and lots of soapy water.</p> 
<p>Art/science</p>	<p>Listen to the Bruno Mars Friendship song https://www.youtube.com/watch?v=h9O5_Q-oLrs</p> <p>Make a 'friend' from a yoghurt pot and bits and bobs. Talk about the qualities of a good friend and how we can be good friends.</p> 	<p>Science Experiment Have a go at the colour changing water experiment</p> <p>You will need 3 glass cups, paper towels, food colouring and water. http://coolscienceexperimentshq.com/color-changing-walking-water/</p> 
<p>Literacy</p>	<p>Story Focus - How to Win a Monster Race https://www.youtube.com/watch?v=XV7F1ajPJBO</p> <p>Can you design a monster? Write down what your monster looks like and what their personality is like? Are they kind and helpful or mean?</p>	<p>Guess Who Cut out the monsters and ask questions to try and guess which monster you are hiding. E.g does your monster have blue spots? See the attached sheets for the cards and instructions.</p>
<p>Physical</p>	<p>Dancing! Make your own video to Happy by Pharrell https://www.youtube.com/watch?v=ZbZSe6N_BXs</p> <p>This music video shows lots of people dancing in their own style- see if you can all try to do some different dance moves to edit together to make your own music video. You might choose to use musical instruments or make hats or funny glasses! Talk about how dancing makes us feel good</p>	<p>Skittles Stand up some empty plastic bottles and see if you can roll a ball towards them and knock them over.</p> <p>If you are sitting in a chair you might want to use a ramp to push a ball down towards the bottles.</p>
<p>Maths</p>	<p>Shape Monsters is a fun, interactive 2D shapes game where children need to identify and match circles, rectangles, squares and triangles.</p> <p>Each Shape Monster only 'eats' shapes which match its own body shape. When a child correctly selects a shape, that Shape Monster audibly reinforces the name of the shape.</p> <p>https://www.topmarks.co.uk/early-years/shape-monsters</p>	<p>Sorting of 2D shapes on a Carroll diagram using particular properties as criteria.</p> <p>https://www.topmarks.co.uk/carroll-diagrams/2d-shapes</p> 