







Home skills	Baking – Cake in a Mug – choose one of the recipes on the sheet. Mix the butter and sugar together first, then add the egg. Next add the flour and the other ingredients from the cake you chose and put it in the microwave for about 3 mins.	Washing – Can you help to put on the washing machine? Remember you will need to sort the clothes into darks colours and clothes that are light or white. Once they are washed maybe you could help squeeze those clothes pegs to help put the washing on the line to dry.
Art/science	Senses – We have 5 sense touch, taste, see, hear and smell. Find out what are senses and see if you can do the little quiz at the end https://www.bbc.co.uk/bitesize/topics/z9yycdm/articles/zxy987h	Go on a walk and use your senses. Write down on the worksheet or discuss with your adult what you can feel, see, hear, touch (and maybe taste) on your walk. 
Literacy	Story Focus - Mr Worry https://www.youtube.com/watch?v=8wanaz8aj2g 	Make a worry jar – on pieces of paper draw or write down all the things that worry you and place them in the jar and screw the lid on. Click on the link below to listen to a story called Wembley Worried. https://www.youtube.com/watch?v=MFMHIMjhtSQ 
Physical	Set up a circuit in your garden or home with 5 different activities you could do and time yourself to see how long it takes. For example; you could do 5 sit ups, then go to the next station to throw 3 balls into a basket, then kick 3 balls into a football net etc. Maybe you could record a video and send them in for us to put on the website for others to try your circuit!	Build a fort or a den to hide in. You could use sticks, boxes, old sheets and blankets etc. 
Maths	Symmetry – Using objects from nature, lego or anything else you may have, can you create a symmetrical picture? 	Fold a piece of paper in half and then open it up again. Paint a picture on one side and then fold the paper in half and press down gently. Open your paper up again carefully and look at your symmetrical picture! 

Feel free to dip in and out of these ideas and share any photos or messages with your class teacher about how you have got on...class teachers will be looking out for a Star of the Week.

